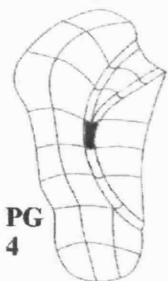
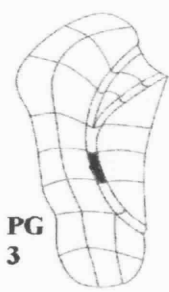
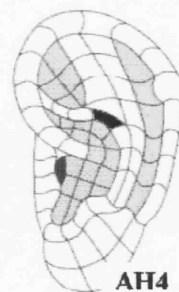
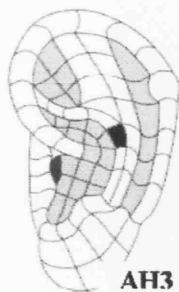
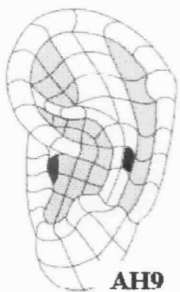
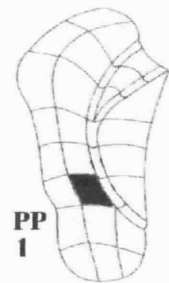
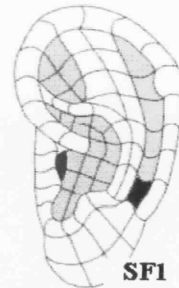
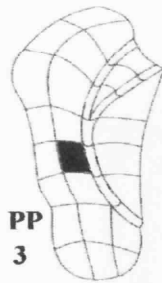
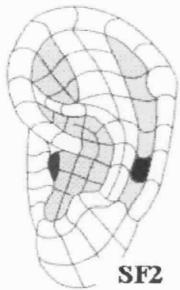
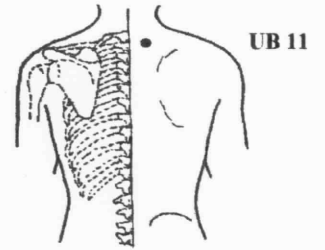
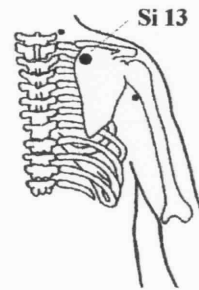
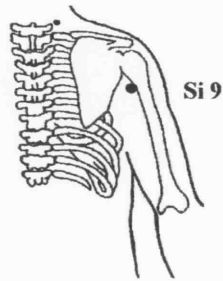
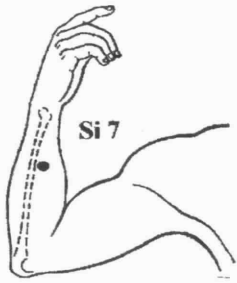


# AcuPoint Analysis SHOULDER, FROZEN\*

## Points



# AcuPoint Analysis

## SHOULDER, FROZEN\*

(DESCRIPTIONS)

Point	Description
<b>SI07</b>	The width of one hand and two thumbs above the most prominent crease of the wrist, along the bottom of the forearm, in line with the smallest finger.
<b>SI09</b>	1 Cun above the fold in back of the arm near the arm pit just below the shoulder joint.
<b>SI13</b>	On the upper border of the scapula spine, one thumb width from its medial end.
<b>UB11</b>	1.5 Cun from the spine midline, 1 cun below a line level with the top of the shoulder blades. Easily stimulated with the Back-eze.
<b>ESF02</b>	Shoulder, Chinese Shoulder Joint. Located on the 2nd zone of the Scaphoid Fossa.
<b>EPP03</b>	
<b>ESF01</b>	Master Shoulder, Chinese Clavicle, Appendix 3. Located on the 1st zone of the Scaphoid Fossa.
<b>EPP01</b>	
<b>EAH09</b>	LOWER ANTERIOR NECK MUSCLES, CLAVICLE .F, SCAPULA .F, THYROID GLAND .C
<b>EAH03</b>	UPPER THORACIC VERTABRAE, HEART .F, MAMMARY GLAND .C
<b>EAH04</b>	LOWER THORACIC VERTEBRAE, LUMBAR VERTEBRAE .C, ABDOMEN
<b>EPG03</b>	
<b>EPG04</b>	